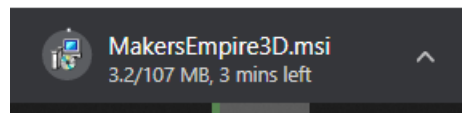
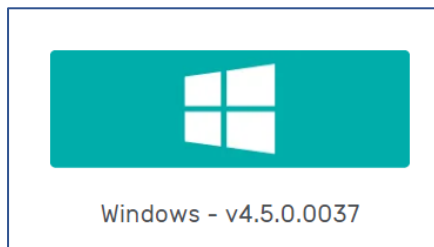


## Installing Maker's Empire

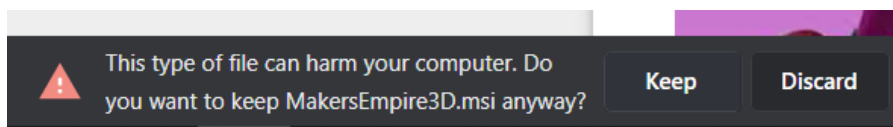
The instruction below will help you to install the Maker's Empire 3D modelling software on your device. Once installed you can use the login provided to you by class teachers to access it:

### Windows Computer

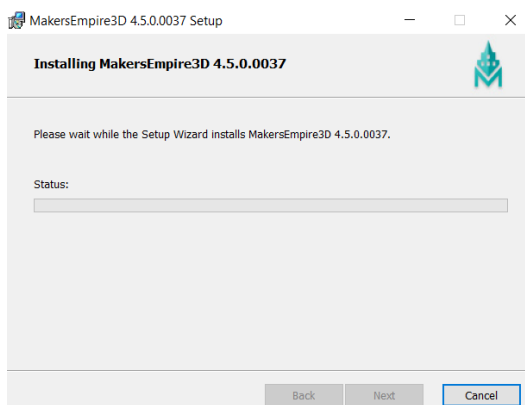
Navigate to <https://www.makersempire.com/download/> in a browser, and then click the *Windows* download button, and the installer file will start downloading



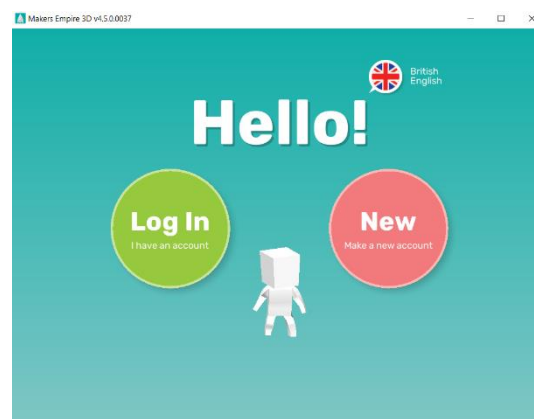

If you get a security warning like the one pictured, click *Keep*- as long as the file was downloaded from the official makersempire.com website (double check the address bar in browser to confirm this), it is safe:



Now open the file and it should start installing. If you get a security prompt, click *Yes/Allow*.



When the install finishes you will see this screen, tick the box if you want to open it straight away, and then click *Finish*. Maker's Empire will now open.



# Installing Maker's Empire

## Mac Computer or iPad/iPhone

Go to the App Store and search for and install Maker's Empire:

### Mac App Store Preview

Open the Mac App Store to buy and download apps.



#### Makers Empire 3D - 3D Modeling 4+

Fun and easy 3D design tool  
Makers Empire Pty Ltd

Free

### App Store Preview

This app is available only on the App Store for iPhone and iPad.



#### Makers Empire 3D - 3D Modeling 4+

Fun and easy 3D design tool  
Makers Empire Pty Ltd

★★★★★ 4.7,690 Ratings

Free

## Android Device

Go to the Play Store and search for and install Maker's Empire:



### Makers Empire 3D - 3D Printing & 3D Modelling

Makers Empire Entertainment Creativity

★★★★★ 1,640

General Ages 6-12

This app is compatible with some of your devices.

You can share this with your family. [Learn more about Family Library.](#)

Add to wishlist

Install

