
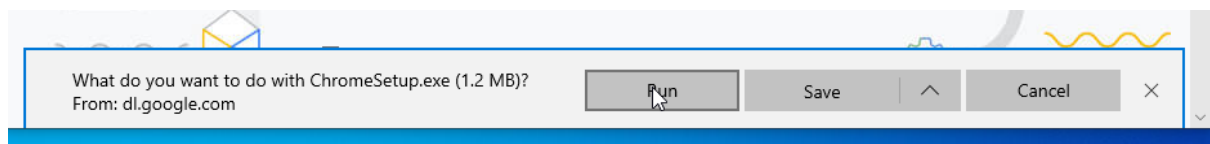


Installing Google Chrome for Windows

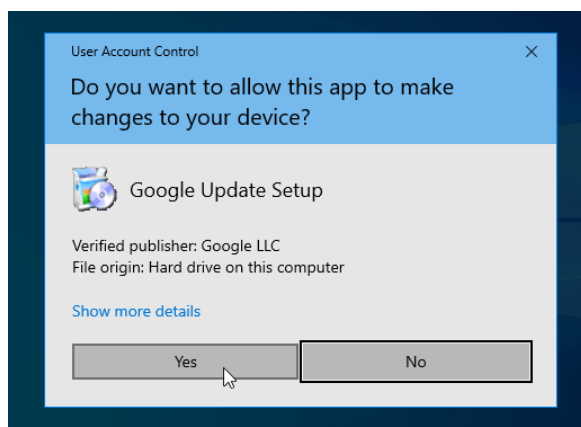
From a browser like Internet Explorer or Microsoft Edge, navigate to <https://google.com/chrome>, and click the *Download Chrome* button, to start downloading the program.



After the download is finished, if you get a prompt to *Run* or *Save* at the bottom of the screen, click *Run*

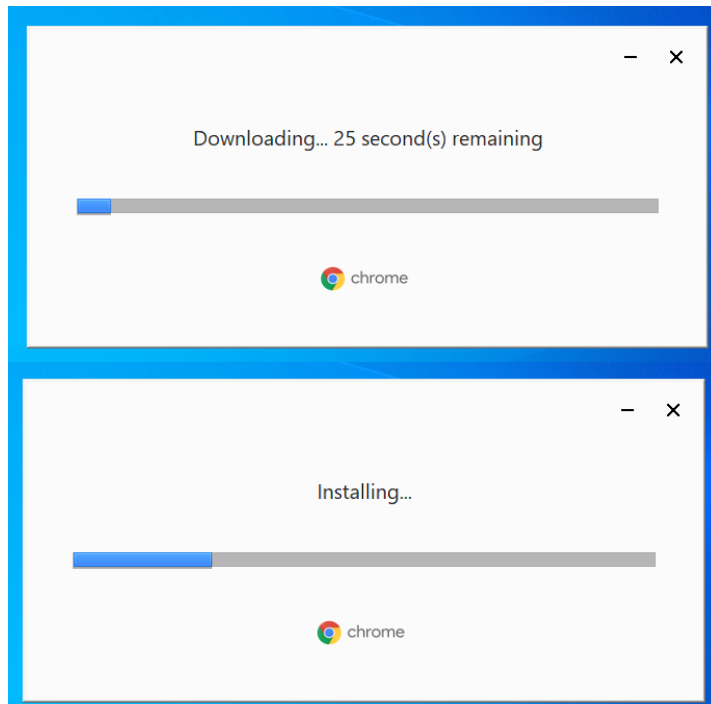


If you get a *Allow this app* or *User Account Control* popup, click *Yes*



Installing Google Chrome for Windows

Chrome will then download and install on your computer



After it has finished and closed, Google Chrome should automatically open, and there will be a shortcut on your Desktop

