

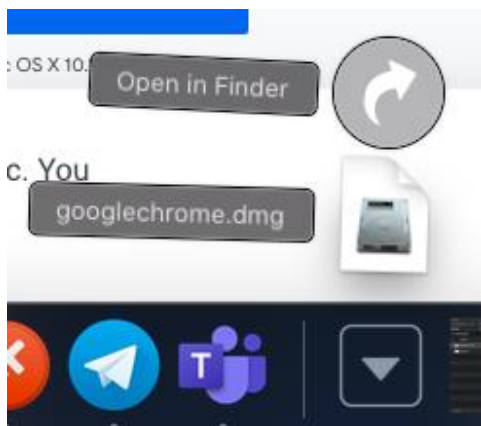


## Installing Google Chrome for Mac

In Safari, navigate to <https://google.com/chrome>, and click the *Download Chrome* button, to start downloading the program.



After the download is finished, click *Downloads* on the Dock at the bottom of the screen, and then click on *googlechrome.dmg*. Once it is open, drag Chrome (top icon) into the *Applications* folder (bottom icon).



## Installing Google Chrome for Mac

You should see a window popup to show the file being copied, once this is complete, close *googlechrome.dmg*, and navigate to *Applications* in Finder, and Google Chrome should be there.

